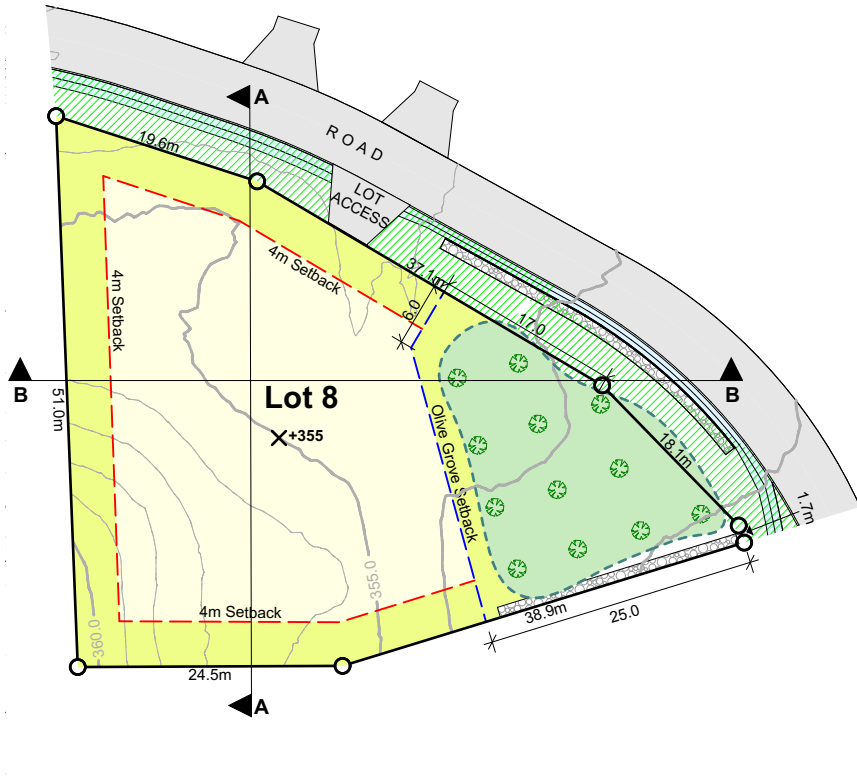


Lot 8 - The Peninsula



TOTAL SITE AREA: 2010 m²
 BUILDING COVERAGE (15% as per District Plan): 301.5 m²
 ZONE: Large Lot Residential

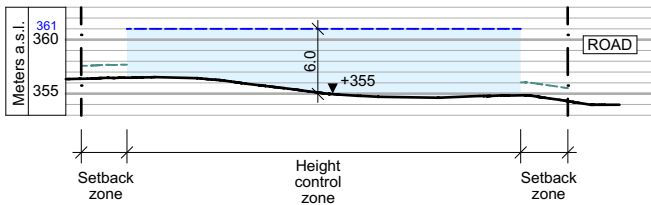


LEGEND:	Rule Ref#
	4.a
	4.c
	4.d
	4.e

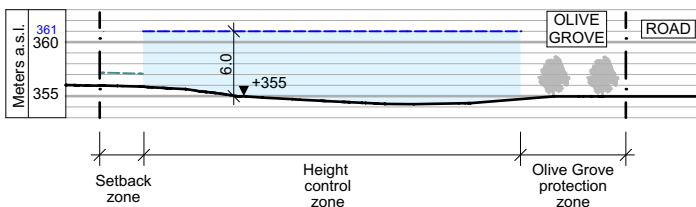
BUILDING HEIGHT RESTRICTIONS	
Height restriction above sea level	361 m

SECTION LEGEND:	
	Building max. height above existing ground level
	Covenant Height Restriction above sea level
	Planting max. height
	Existing ground level
	Boundary line

SECTION A



SECTION B



For all enquiries please contact:
Phil Gilchrist AREINZ
PRIME
 REAL ESTATE
 Suite D, 93 Ardmore Street
 Wanaka 9305
 mobile: 0274 351 399
 Office: 03 443 1121
 email: phil@primewanaka.com

DEVELOPER: TOP PADDOCK LTD www.toppaddockwanaka.co.nz	
DRAWN BY: ADQ PARTNERSHIP LTD www.adq.co.nz	
SURVEYED BY: PATTERSON PITTS GROUP www.ppgroup.co.nz	
SIZE A4	DATE 8/07/2022
REVISION L	SHEET NO L.8